

ADM001

Introduction to SAP S/4HANA Cloud Public Edition Administration

COURSE OUTLINE

Course Version: 02

Course Duration:

SAP Copyrights, Trademarks and Disclaimers

© 2025 SAP SE or an SAP affiliate company. All rights reserved.

No part of this publication may be reproduced or transmitted in any form or for any purpose without the express permission of SAP SE or an SAP affiliate company.

SAP and other SAP products and services mentioned herein as well as their respective logos are trademarks or registered trademarks of SAP SE (or an SAP affiliate company) in Germany and other countries. Please see <https://www.sap.com/corporate/en/legal/copyright.html> for additional trademark information and notices.

Some software products marketed by SAP SE and its distributors contain proprietary software components of other software vendors.

National product specifications may vary.

These materials may have been machine translated and may contain grammatical errors or inaccuracies.








These materials are provided by SAP SE or an SAP affiliate company for informational purposes only, without representation or warranty of any kind, and SAP SE or its affiliated companies shall not be liable for errors or omissions with respect to the materials. The only warranties for SAP SE or SAP affiliate company products and services are those that are set forth in the express warranty statements accompanying such products and services, if any. Nothing herein should be construed as constituting an additional warranty.

In particular, SAP SE or its affiliated companies have no obligation to pursue any course of business outlined in this document or any related presentation, or to develop or release any functionality mentioned therein. This document, or any related presentation, and SAP SE's or its affiliated companies' strategy and possible future developments, products, and/or platform directions and functionality are all subject to change and may be changed by SAP SE or its affiliated companies at any time for any reason without notice. The information in this document is not a commitment, promise, or legal obligation to deliver any material, code, or functionality. All forward-looking statements are subject to various risks and uncertainties that could cause actual results to differ materially from expectations. Readers are cautioned not to place undue reliance on these forward-looking statements, which speak only as of their dates, and they should not be relied upon in making purchasing decisions.

Typographic Conventions

American English is the standard used in this handbook.

The following typographic conventions are also used.

This information is displayed in the instructor's presentation	
Demonstration	
Procedure	
Warning or Caution	
Hint	
Related or Additional Information	
Facilitated Discussion	
User interface control	<i>Example text</i>
Window title	<i>Example text</i>

Contents

vii Course Overview

1 Unit 1: Introducing SAP S/4HANA Cloud Public Edition From the Viewpoint of a System Administrator

- 1 Lesson: Introducing the Business Scenario and the Stakeholders
- 1 Lesson: Understanding the Role of the SAP System Administrator for SAP S/4HANA Cloud Public Edition
- 1 Lesson: Understanding the Significance of SAP Activate Roadmaps for the System Administrator
- 1 Lesson: Requesting SAP S/4HANA Cloud Public Edition Systems

3 Unit 2: Discussing SAP Fiori Launchpad

- 3 Lesson: Accessing SAP Fiori Launchpad

5 Unit 3: Explaining Identity and Access Management

- 5 Lesson: Introducing Identity and Access Management
- 5 Lesson: Understanding Access Management
- 5 Lesson: Understanding Identity Management

7 Unit 4: Explaining Output Management

- 7 Lesson: Introducing Output Management
- 7 Lesson: Understanding Printing Scenario Pull Integration
- 7 Lesson: Preparing Printing Scenario Pull Integration in the Cloud Tenant
- 7 Lesson: Preparing Printing Scenario Pull Integration in the Customer Infrastructure

9 Unit 5: Scheduling Application Jobs

- 9 Lesson: Introducing Application Jobs
- 9 Lesson: Using Job Templates
- 9 Lesson: Creating and Monitoring Application Jobs
- 9 Lesson: Appendix: Maintaining Job Users and their Authorizations

11 Unit 6: Summarizing Monitoring options

- 11 Lesson: Introducing SAP Cloud ALM with Focus on Monitoring
- 11 Lesson: Connecting SAP S/4HANA Cloud Public Edition to SAP Cloud ALM for operations
- 11 Lesson: Using a Reverse Proxy for SAP Focused Run (Optional)

13 Unit 7: Understanding Transport Management

13	Lesson: Introducing Staged Development
13	Lesson: Introduction SAP Central Business Configuration
13	Lesson: Choosing the System Landscape Type
13	Lesson: Processing Transports in SAP S/4HANA Cloud Public Edition
13	Lesson: Describing Types of Transport Requests
13	Lesson: Resolving Transport Dependencies

Course Overview

TARGET AUDIENCE

This course is intended for the following audiences:

- Development Consultant
- Technology Consultant
- Business User
- Developer
- System Administrator
- System Architect

Lesson 1: Introducing the Business Scenario and the Stakeholders

Lesson Objectives

After completing this lesson, you will be able to:

- List the main stakeholders for this course and explain their roles

Lesson 2: Understanding the Role of the SAP System Administrator for SAP S/4HANA Cloud Public Edition

Lesson Objectives

After completing this lesson, you will be able to:

- Outline the role of the SAP system administrator in an SAP S/4HANA Cloud Public Edition environment

Lesson 3: Understanding the Significance of SAP Activate Roadmaps for the System Administrator

Lesson Objectives

After completing this lesson, you will be able to:

- Use SAP Activate Roadmaps to identify administrative tasks for SAP S/4HANA Cloud Public Edition

Lesson 4: Requesting SAP S/4HANA Cloud Public Edition Systems

Lesson Objectives

After completing this lesson, you will be able to:

- Describe the system landscape for SAP S/4HANA Cloud Public Edition
- Outline the ordering process for SAP S/4HANA Cloud Public Edition system

Lesson 1: Accessing SAP Fiori Launchpad

Lesson Objectives

After completing this lesson, you will be able to:

- Explain the SAP Fiori Launchpad user interface functions

Lesson 1: Introducing Identity and Access Management

Lesson Objectives

After completing this lesson, you will be able to:

- Describe the Phases of Identity and Access Management and understand the setup of an Identity Management Scenario

Lesson 2: Understanding Access Management

Lesson Objectives

After completing this lesson, you will be able to:

- Explain the Access Management

Lesson 3: Understanding Identity Management

Lesson Objectives

After completing this lesson, you will be able to:

- Explain the Identity Management

Lesson 1: Introducing Output Management

Lesson Objectives

After completing this lesson, you will be able to:

- Explain output management and output control
- Describe available output channels and further planning aspects

Lesson 2: Understanding Printing Scenario Pull Integration

Lesson Objectives

After completing this lesson, you will be able to:

- Outline the printing infrastructure for scenario pull integration

Lesson 3: Preparing Printing Scenario Pull Integration in the Cloud Tenant

Lesson Objectives

After completing this lesson, you will be able to:

- Prepare the technical printing infrastructure
- Create and maintain print queues
- Configure output print parameters

Lesson 4: Preparing Printing Scenario Pull Integration in the Customer Infrastructure

Lesson Objectives

After completing this lesson, you will be able to:

- Install the SAP cloud print manager for pull integration
- Configure the SAP cloud print manager for pull integration

Lesson 1: Introducing Application Jobs

Lesson Objectives

After completing this lesson, you will be able to:

- Explain the use of application jobs

Lesson 2: Using Job Templates

Lesson Objectives

After completing this lesson, you will be able to:

- Create a Job Template for an application job

Lesson 3: Creating and Monitoring Application Jobs

Lesson Objectives

After completing this lesson, you will be able to:

- Create an Application Job
- Monitor Application Jobs with the help of SAP Cloud ALM

Lesson 4: Appendix: Maintaining Job Users and their Authorizations

Lesson Objectives

After completing this lesson, you will be able to:

- Explain the authorization concept for Application Jobs

Lesson 1: Introducing SAP Cloud ALM with Focus on Monitoring

Lesson Objectives

After completing this lesson, you will be able to:

- Describe the nature of the SAP Cloud ALM and list the main features
- Outline the idea of SAP Cloud ALM for Operations

Lesson 2: Connecting SAP S/4HANA Cloud Public Edition to SAP Cloud ALM for operations

Lesson Objectives

After completing this lesson, you will be able to:

- Connect SAP S/4HANA Cloud Public Edition to SAP Cloud ALM for Operations and understand communication management and the usage of communication scenarios
- Check the connection of SAP S/4HANA Cloud Public Edition to SAP Cloud ALM

Lesson 3: Using a Reverse Proxy for SAP Focused Run (Optional)

Lesson Objectives

After completing this lesson, you will be able to:

- Define an SAP Focused Run Reverse Proxy

Lesson 1: Introducing Staged Development

Lesson Objectives

After completing this lesson, you will be able to:

- Explain the need for a staged development

Lesson 2: Introduction SAP Central Business Configuration

Lesson Objectives

After completing this lesson, you will be able to:

- Summarize the functions of SAP Central Business Configuration

Lesson 3: Choosing the System Landscape Type

Lesson Objectives

After completing this lesson, you will be able to:

- Compare a two-system landscape for SAP S/4HANA Cloud, public edition with a three-system landscape

Lesson 4: Processing Transports in SAP S/4HANA Cloud Public Edition

Lesson Objectives

After completing this lesson, you will be able to:

- Describe the transport process in SAP S/4HANA Cloud, public edition

Lesson 5: Describing Types of Transport Requests

Lesson Objectives

After completing this lesson, you will be able to:

- Classify different types of transport requests

Lesson 6: Resolving Transport Dependencies

Lesson Objectives

After completing this lesson, you will be able to:

- List reasons for transport dependencies